
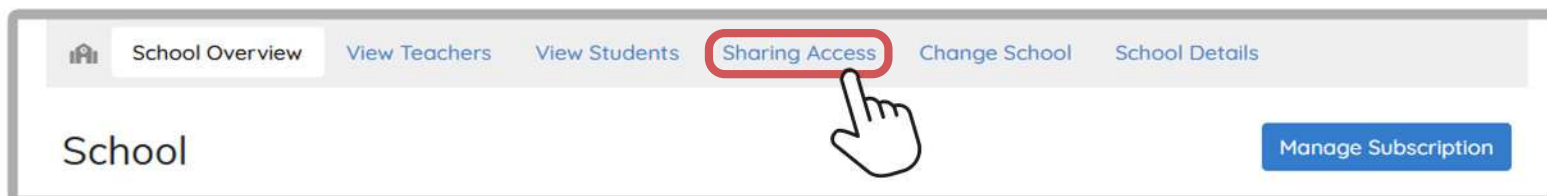


Sharing your Class with Teachers

1. Login to your [Teachers account](#).
2. Navigate to the 'School' tab using the menu at the top of the page.




3. Click 'Sharing Access' from the menu at the top of the page.



4. Scroll down to the teacher you wish to add or restrict access to . Clicking on the 'Locked' or 'Sharing' buttons in the 'Allow Access' column will alternate between giving or removing access to their account.

Teacher's Name	Allow Access
Teacher 1	Sharing
Teacher 2	Locked



5. Once set to 'Sharing', the teacher will be able to sign into their account and access any class associated with the school.